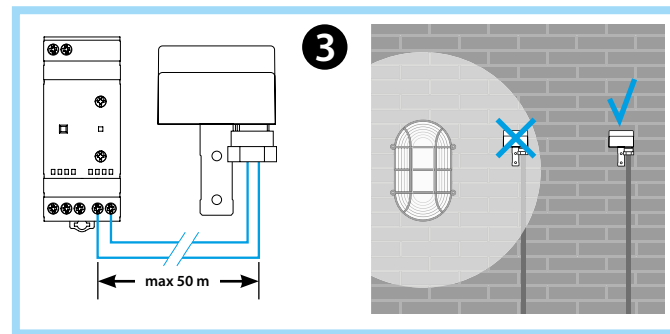
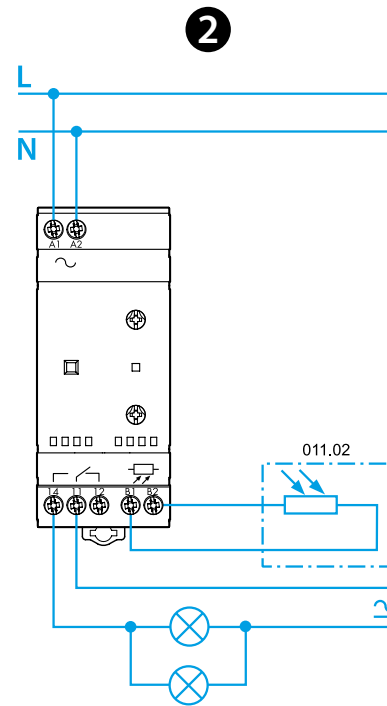
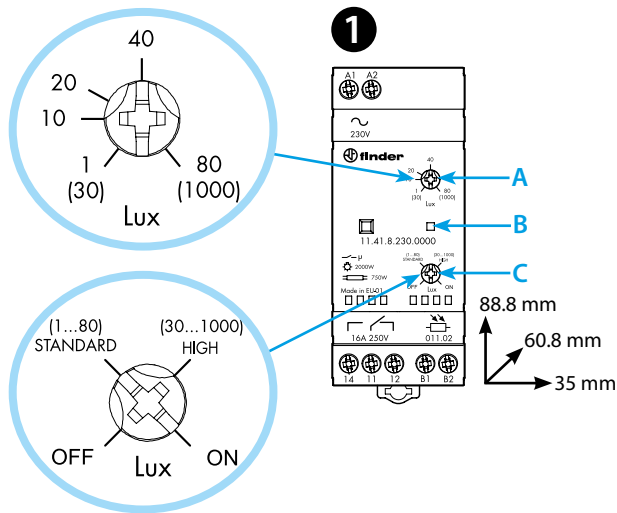
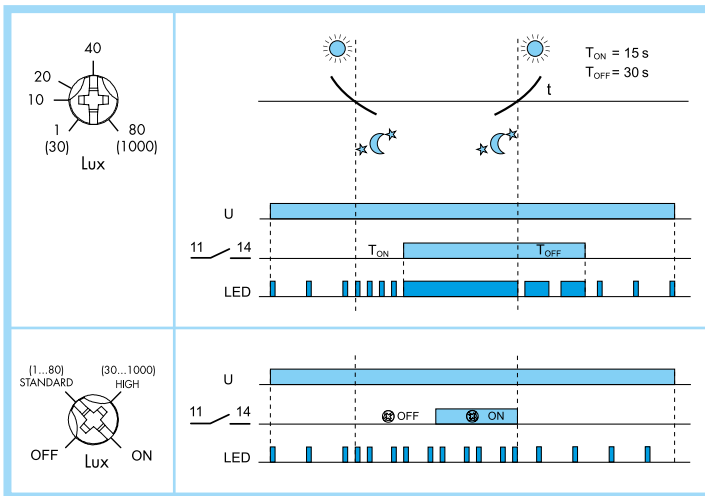




11.41

EN 60669-1 / EN 60669-2-1											
	<b>11.41.8.230.0000</b> $U_N$ 230 V AC (50/60 Hz) $U_{min}$ 184 V AC $U_{max}$ 253 V AC $P$ 5.2 VA / 2 W										
	1 CO (SPDT) 16 A 250 V AC $\mu$										
	<table border="0"> <tr> <td>AC1</td> <td>4000 VA</td> </tr> <tr> <td>AC15 (230 V AC)</td> <td>750 VA</td> </tr> <tr> <td> (230 V AC)</td> <td>2000 W</td> </tr> <tr> <td> (230 V AC)</td> <td>750 W</td> </tr> <tr> <td>CFL-LED (230 V AC)</td> <td>400 W</td> </tr> </table>	AC1	4000 VA	AC15 (230 V AC)	750 VA	(230 V AC)	2000 W	(230 V AC)	750 W	CFL-LED (230 V AC)	400 W
AC1	4000 VA										
AC15 (230 V AC)	750 VA										
(230 V AC)	2000 W										
(230 V AC)	750 W										
CFL-LED (230 V AC)	400 W										
IP20											

(1...80)lx - (30...1000)lx
(-20...+50)°C
$T_{ON} = 15$ s $T_{OFF} = 30$ s



# ENGLISH

## 11.41 ZERO HYSTERESIS LIGHT DEPENDENT RELAY

Switch OFF level = Switch ON level. Patented "Zero Hyseresis" circuitry ensures accurate and reliable switching without wasted energy.

### 1 FRONT VIEW

- A Lux level setting
- B LED
- C Selector 4 positions:
  - OFF
  - STANDARD (1...80)lx
  - HIGH (30...1000)lx
  - ON

### 2 CONNECTION DIAGRAM

### 3 IMPORTANT FOR INSTALLATION

The relay has to be installed in protected panels. The photocell must be installed vertically in a place where it can be activated by sunlight only. It is recommended to install the photosensor such that the light emitted from the controlled lamp(s) does not influence the sensor. Where this is not possible, the innovative "light feedback compensation" principle will avoid annoying lamp switch-on and switch-off, provided that the sum of ambient light and controlled light does not exceed 160/2000lux (standard/high scale). Ensure that the cable compression gland is tightened to achieve IP54 sealing.

#### TESTING

Over the first 3 working cycles the On and Off delay times are reduced to zero in order to aid installation. The packaging can be used to darken the photocell in order to test or regulate the relay.

#### NOTE

35 mm rail mount (EN 60715)  
 011.02 - Photosensor IP54. Cable:  $\varnothing$  (7.5...9)mm  
 - Cable suggested: H07RN-F (2x1.5mm<sup>2</sup>)  
 Maximum cable length relay to light sensor: 50m. (2x1.5mm<sup>2</sup>)