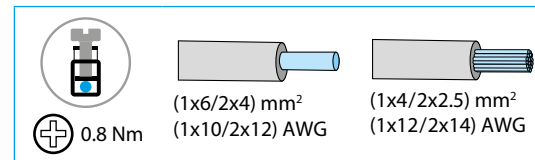
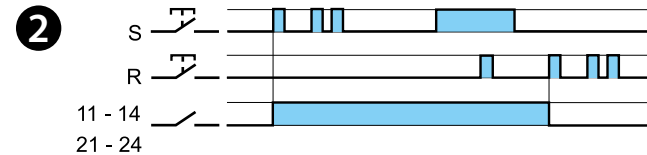
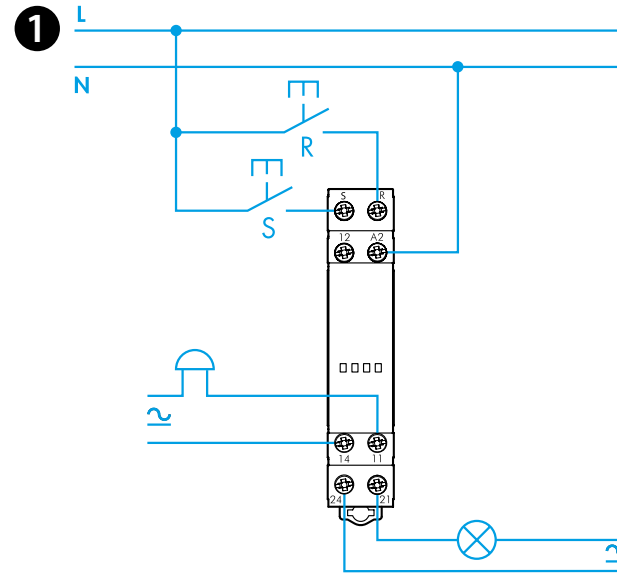
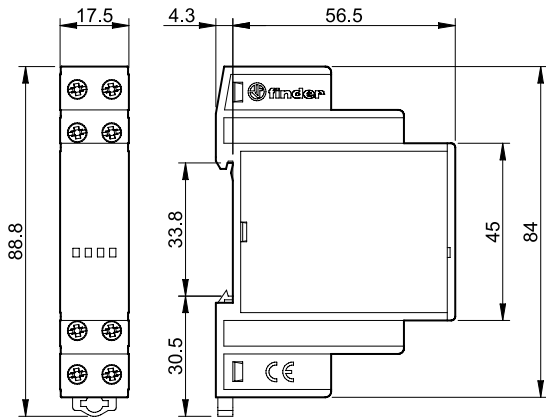




13.12

	13.12.0.012.0000 12 V AC (50/60)Hz / DC U_{min} 9.6 V AC/DC U_{max} 13.2 V AC/DC
	13.12.0.024.0000 24 V AC (50/60)Hz / DC U_{min} 19.2 V AC/DC U_{max} 26.4 V AC/DC
	P 3 VA
	1 CO (SPDT) + 1 NO (SPST-NO) 8 A 250 V AC
	AC1 2000 VA AC15 (230V AC) 400 VA
	(230 V AC) 800 W (230 V AC) 250 W CFL-LED (230 V) 150 W
	(-10...+60)°C
IP20	



ENGLISH

13.12 CALL & RESET RELAY

1 WIRING DIAGRAM (example)

2 FUNCTION

Call and Reset relay.

On momentary closure of the Set switch (S), the output contact closes. Only a momentary closure of the Reset switch (R) will open the output contact.

*Ensure that the load can be continuously energised.

NOTE

- Maximum impulse duration: 10 s (100 ms minimum)
- Maximum cable length for connecting push-buttons: 100 m