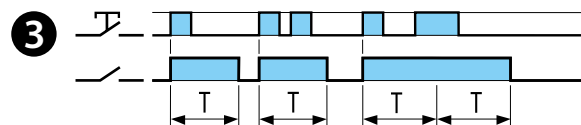
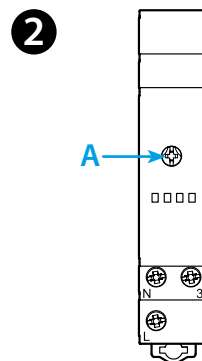
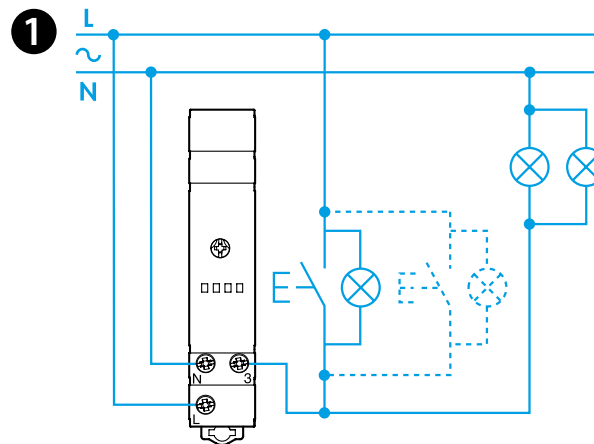
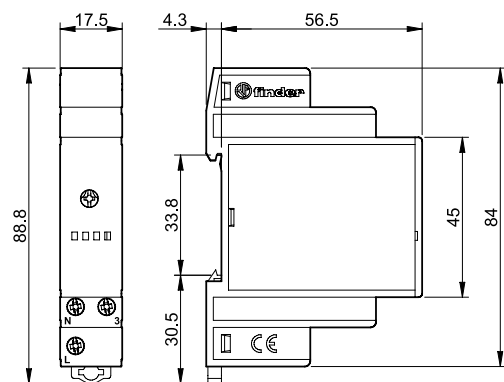




14.91

EN 60669-1 / EN 60669-2-1	
	14.91.8.230.0000 U _N 230 V AC (50/60 Hz) U _{min} 184 V AC U _{max} 253 V AC P 3 VA / 1.2 W
	1 NO (SPST-NO) 16 A 230 V AC
	AC1 3700 VA AC15 (230 V AC) 750 VA
	(230 V AC) 1000 W CFL - LED 230 V 600 W
IP20	

		(230 V AC) 3000 W
T = (0.5...20) min		
	(-10...+60)°C	
	25 (≤1mA)	



ENGLISH

14.91 MONO-FUNCTION ELECTRONIC STAIRCASE TIMER
35 mm (EN 60715) rail mount.

- 1 CONNECTION DIAGRAM**
Using the type 14.91, the lamps are switch on direct by the push-button. The push-buttons must be rated for the load current.
- 2 FRONT VIEW**
A Time adjustment trimmer
- 3 FUNCTIONS**
Signal ON pulse

WORKING CONDITIONS

In conformity with the European Directive on EMC 2014/30/EU, the timer relay has a level of immunity, against radiated and conducted disturbances, considerably higher than requirements of EN 60669-2-1 standard. However, devices like transformers, motors, contactors, switches and power cables may cause disturbances and even damage the timer electronic circuit. For that reason, the wiring cables must be as short as possible, and, when necessary, the timer shall be protected by the relevant RC network, varistor or surge voltage protector.