




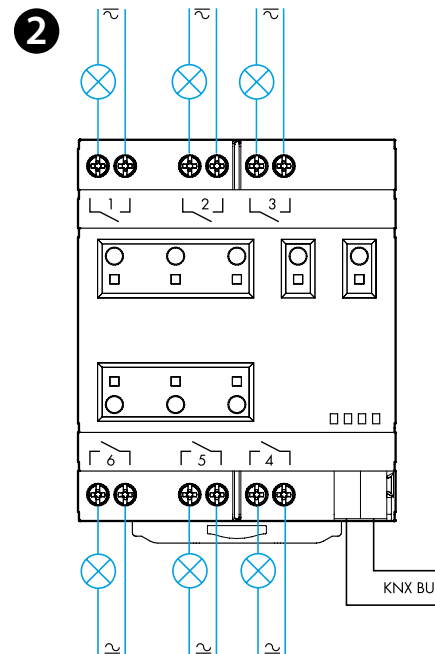
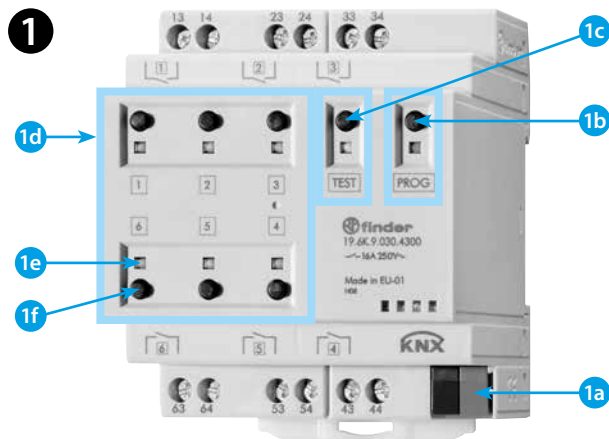
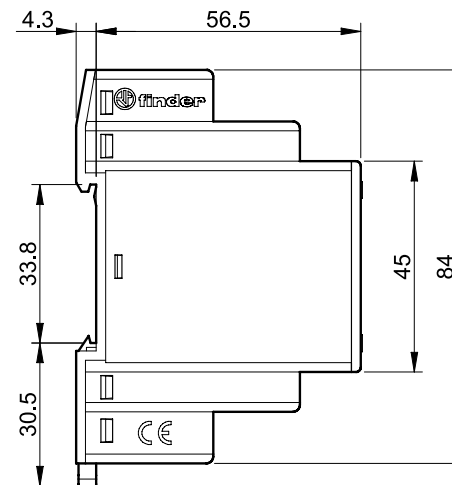
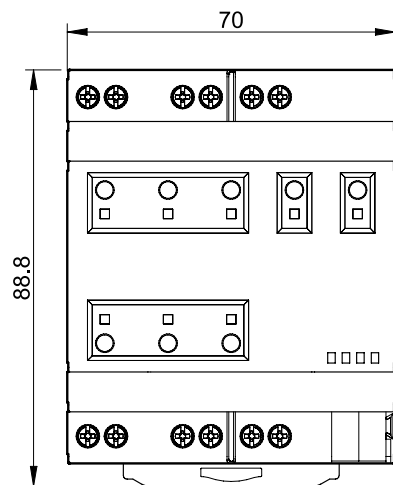




19.6K

19.6K.9.030.4300	
IN	BUS KNX 30 V DC SELV (21...32 V DC)
	16 A 250 V AC
	AC1 4000 VA
	AC15 (230 V AC) 750 VA
	 (230 V AC) 0.5 kW
	 (230 V AC) 2000 W
	 (230 V AC) 750 W
	CFL-LED (230 V AC) 400 W
	(-5 ... +45)°C
IP20	



ENGLISH

19.6K.9.030.4300
KNX SWITCHING ACTUATOR - 6 CHANNEL

1 FRONT VIEW

- 1a Supply voltage via KNX bus
- 1b PROG: Press button to enter the program mode (red LED ON)
- 1c TEST: Press the button for 3 seconds to enable the output control area 1d (yellow LED flashes). Pressing TEST button again will disable the output control area 1d (yellow LED turns OFF)
- 1d Output control area (for manual control). Once enabled through TEST push button 1c, pressing the appropriate output push button 1f will change the output's current state (ON -> OFF, or OFF -> ON).
- 1e LED status of each output contact: green LED ON = contact closed
- 1f Output push button

2 WIRING DIAGRAM

PRODUCT FEATURES

- Bistable relay ENEC approved (Maximum peak current 120 A - max 5 ms)
- 6 outputs individually configurable as NO or NC
- LED status indicator for each output
- Time functions (ON, OFF, Blink, Staircase)
- Independent logic and analog functions for each output (AND, OR, XOR, THRESHOLD, WINDOW)
- Scenario Management
- Current absorption <15 mA

NOTE

- The product shall not be used for safety functions
- Environmental class according to EN 50491-2: Weather protected in uncontrolled conditions, temperature -25...+55°C
- Verify the correct address of the device and the setting parameters via ETS software
- EN 60950-1 / EN 50491

ATTENTION

After connection to a powered KNX bus, allow for an 18 second start-up time.
During this time sufficient energy to operate the relay is being accumulated, and no command will be executed.