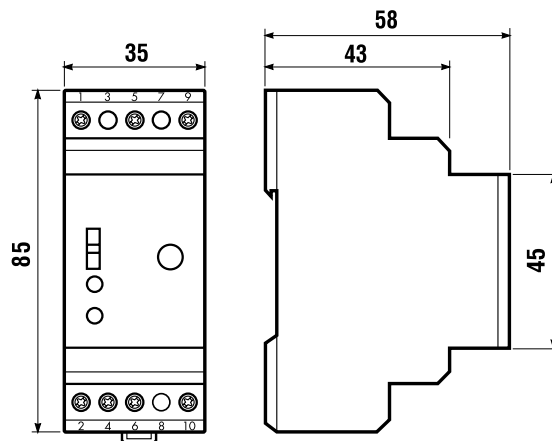




- ⓘ RELÈ DI CONTROLLO MONOFASE
- ⒼⓁ CONTROL RELAY SINGLE PHASE
- Ⓕ RELAIS DE CONTROLE MONOPHASE
- Ⓓ 1-PHASEN-230 V-NETZÜBERWACHUNGS-RELAIS MIT WIEDEREINSCHALTVERZÖGERUNG, WÄHLBAR ÜBER SCHALTER
- Ⓔ RELÉ DE CONTROL MONOFÁSICO
- Ⓟ RELÉ CONTROLE DE TENSÃO MONOFÁSICO
- ⓇⓄ RELEU DE SUPRAVEGHERE A TENSIUNII MONOFAZATE



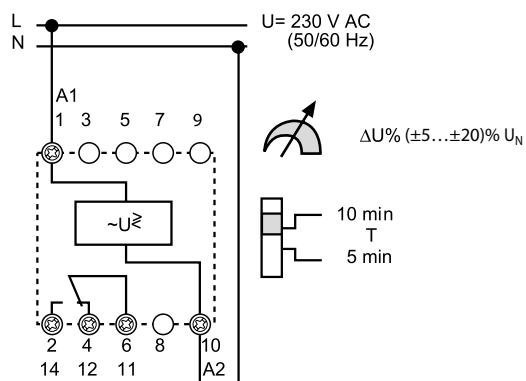
- ⓘ Dimensioni
- ⒼⓁ Dimensions
- Ⓕ Dimensions
- Ⓓ Abmessungen
- Ⓔ Dimensiones
- Ⓟ Dimensões
- ⓇⓄ Dimensiunile



- ⓘ Dati Tecnici
- ⒼⓁ Technical Data
- Ⓕ Données Techniques
- Ⓓ Allgemeine Daten
- Ⓔ Datos Tecnicos
- Ⓟ Dados Técnicos
- ⓇⓄ Datele Tehnice

P	≤ 4 VA
U <sub>N</sub>	230 V AC (50/60) Hz
	(-20...+55)°C
IP	20
	 10 A 250 V AC

- ⓘ Schema di collegamento
- ⒼⓁ Wiring diagram
- Ⓕ Schéma de raccordement
- Ⓓ Anschlussbild
- Ⓔ Esquema de conexionado
- Ⓟ Esquema de ligação
- ⓇⓄ Schema de conexiune



- ⓘ Funzioni
- ⒼⓁ Functions
- Ⓕ Fonctions
- Ⓓ Funktion
- Ⓔ Funciones
- Ⓟ Funções
- ⓇⓄ Funcțiile

