



77.11

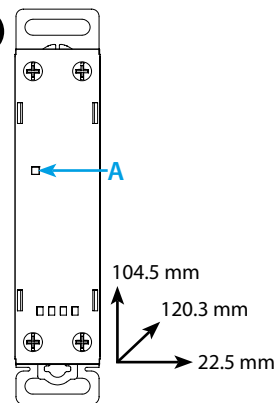
	77.11.x.xxx.8250	77.11.x.xxx.8251
	U_N 24 V DC $U_{min}-U_{max}$ (4-32)V DC P 0.4 W U_N 230 V AC $U_{min}-U_{max}$ (40-305)V AC P 7.5 VA (50 Hz) / 0.9 W	
	1 NO (SPST-NO) 15 A (19...305)V AC AC7a (cos $\varphi=0.8$, @ 25°C) 20 A AC15 15 A AC15 15 A (M) (230 V AC) - (M) (230 V AC) 0.75 kW ⚡ (230 V) 4000 W ⚡ (230 V) 2500 W CFL / LED 3000 W CFL / LED 1500 W ⚡ 4000 W ⚡ 2500 W	
	(-20...+80)°C	
	IP20	

LED	U_N
	OFF
	ON

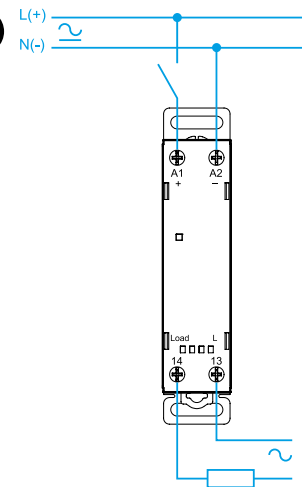


- For use in Pollution Degree 2 Environment
- Control circuits, for version 230 V AC only, shall be connected, in the end-use Application, to any Din-rail Surge Protective Device R/C (VZCA2/8) rated min. 240 V AC, 50/60 Hz, VPR=1000 V, Type 3
- Use 75°C copper (CU) conductors for power terminals (13, 14) and 60/75°C copper (CU) conductors the control terminals (A1, A2) of the devices.

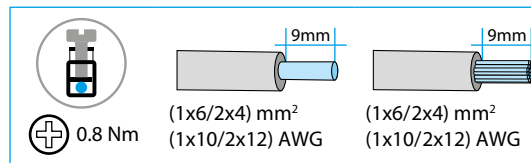
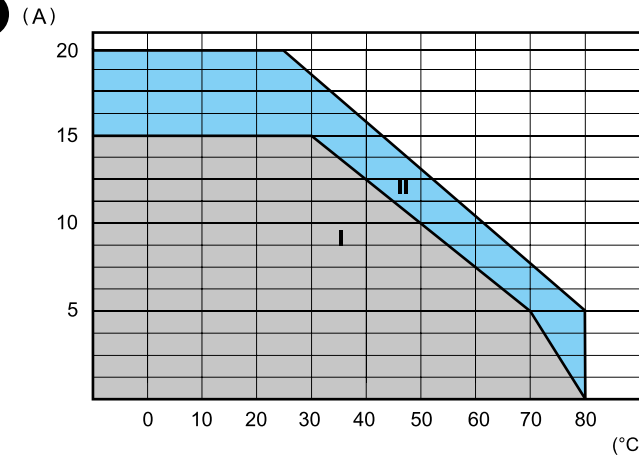
1



2



3



ITALIANO

77.11
RELÈ MODULARE ALLO STATO SOLIDO

1 QUADRO FRONTALE

A LED

2 SCHEMA DI COLLEGAMENTO

3 CARATTERISTICHE DEL CIRCUITO DI USCITA

Corrente RMS di uscita in funzione della temperatura ambiente

- I SSR installati in gruppo (senza spazi intermedi)
- II SSR modulare installato individualmente in aria libera o con uno spazio ≥ 20 mm, senza una significativa influenza del componente vicino

ALTRI DATI

- Uscita AC (con triac)
- Versione Zero crossing 77.11.x.xxx.8250
- Versione Random 77.11.x.xxx.8251
- Minima corrente di commutazione (@ 250 V): 100 mA
- Potenza dissipata (@ 15 A): 14 W
- Montaggio su barra (EN60715)

