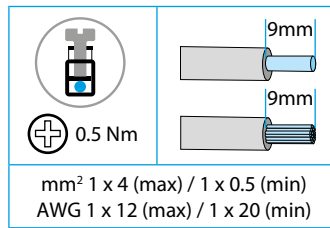


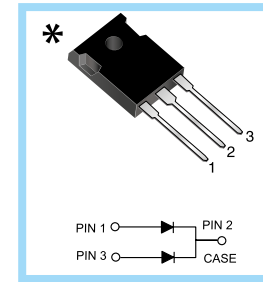
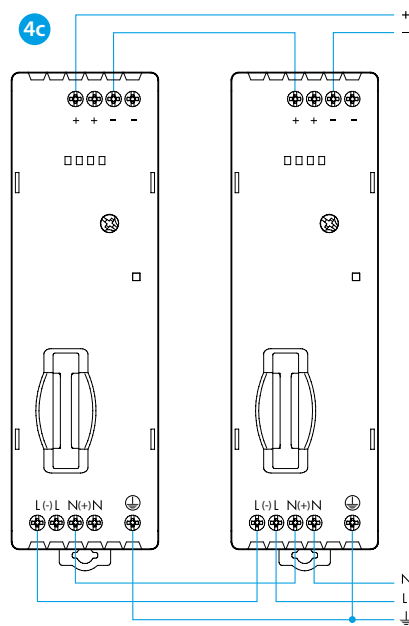
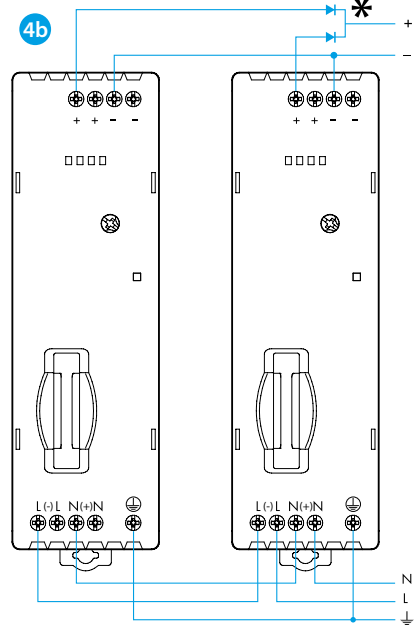
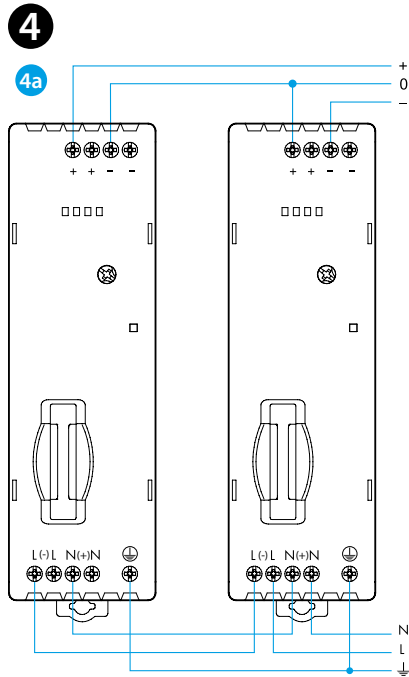
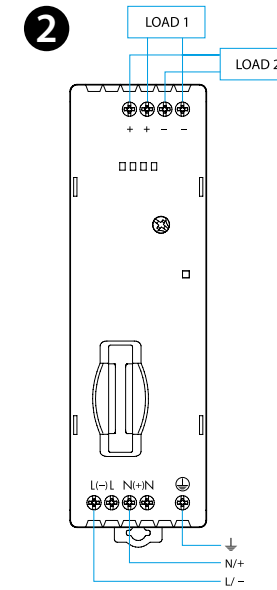
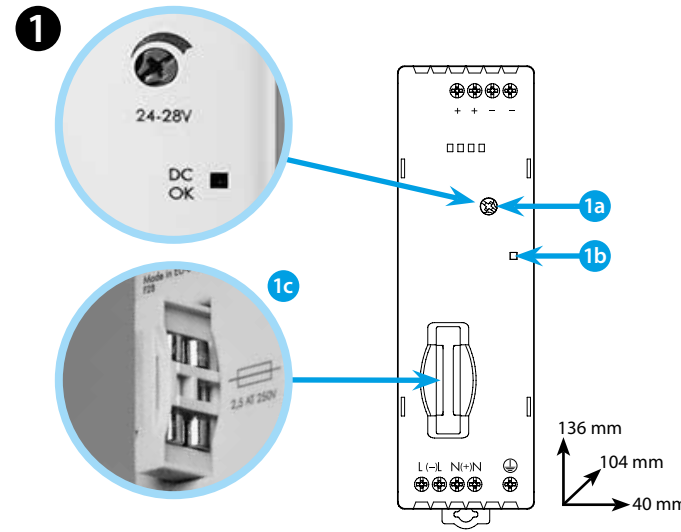


78.1B

IN	78.1B.1.230.2403 U_N (120...240)V AC (50/60 Hz) U_N 220 V DC $U_{min} - U_{max}$ 100 - 265 V AC (50/60 Hz) $U_{min} - U_{max}$ 140 - 275 V DC $P_{(stand-by)} < 1$ W
	- 5 A (max 10 A - 5 ms) 24 V DC, 120 W [IN 230 V AC, (-20...+40)°C] - 4.5 A (max 10 A - 5 ms), 24 V DC, 110 W [IN (100...275)V, 40°C]
OUT	(-20...+70)°C
IP20	



78	U_N	LED
OK	✓	
Sh	✓	OFF 15s.
ThL	✓	OFF



IND. CONT. EQ.
E361251

Input 115 V AC 50/60 Hz / 1.65 A
 Output 24 V DC, 4 A / 96 W
 Input 230 V AC 50/60 Hz / 1.1 A
 Output 24 V DC, 4.5 A / 108 W

- Open Type Equipment - Pollution Degree-2 Installation Environment
- Maximum Surrounding Air Temperature 40°C
- Use 60°C / 75°C copper (CU) conductor and wire ranges No. 14-18 AWG, stranded or solid
- The terminal tightening torque of 0.5 Nm

A readily accessible disconnect device shall be incorporated in the building installation wiring:

- Circuit breaker 6 A Z-curve
- Input fuse 3.15 A - T - F1
- Equipment intended for installation in restricted access location

FRANCAIS

78.1B ALIMENTATIONS

- 1 DIMENSIONS / TABLEAU FRONTAL
- 1a Réglage de la tension nominale de sortie de 24 à 28 V DC
 - 1b LED de signalisation de l'état de sortie
 - 1c Fusible de protection vis à vis de la tension d'entrée (plus fusible de rechange)

2 SCHEMA DE RACCORDEMENT

3 INDICATIONS LED ET FONCTIONS

- U_N Alimentation AC/DC
- Sh Court circuit
- ThL Limite thermique
- Led (1b) LED Verte

4 EXEMPLES DE RACCORDEMENT

- 4a Raccordement Dual
- 4b Raccordement en parallèle ($I \leq 2 \times I_N$)
- * MBR 4060PT (TO247)
- 4c Raccordement en série

NOTE

- Rendement: 93% @ 230 V AC
- Protection automatique contre les courts circuits