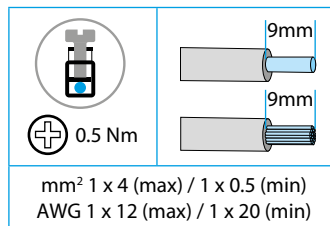


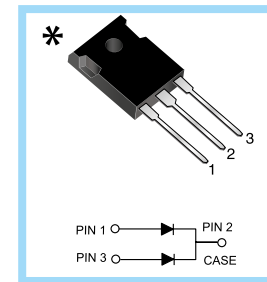
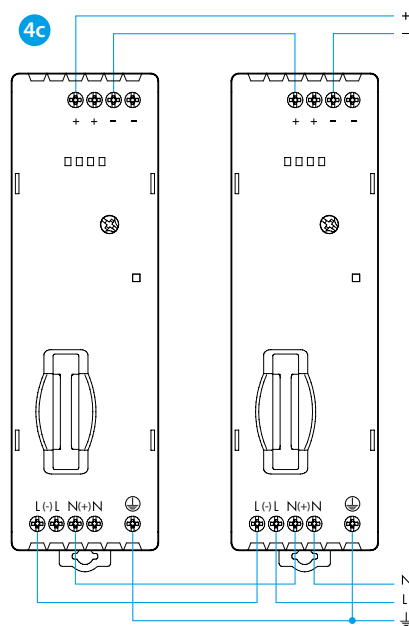
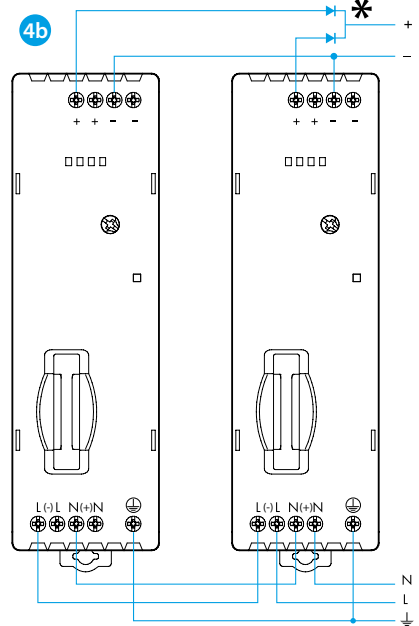
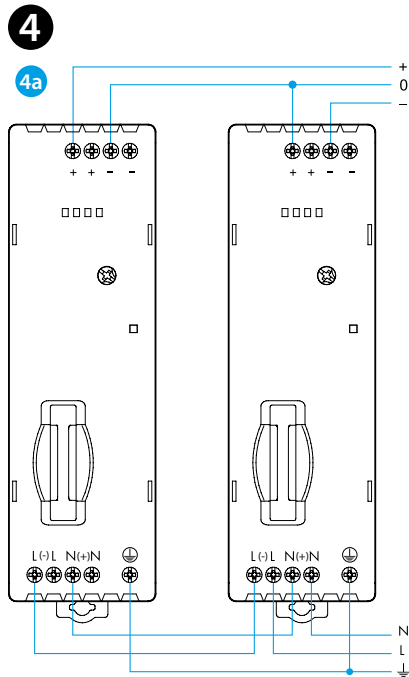
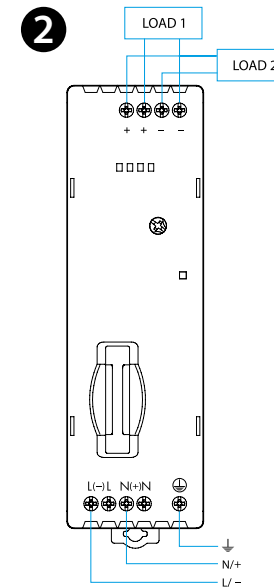
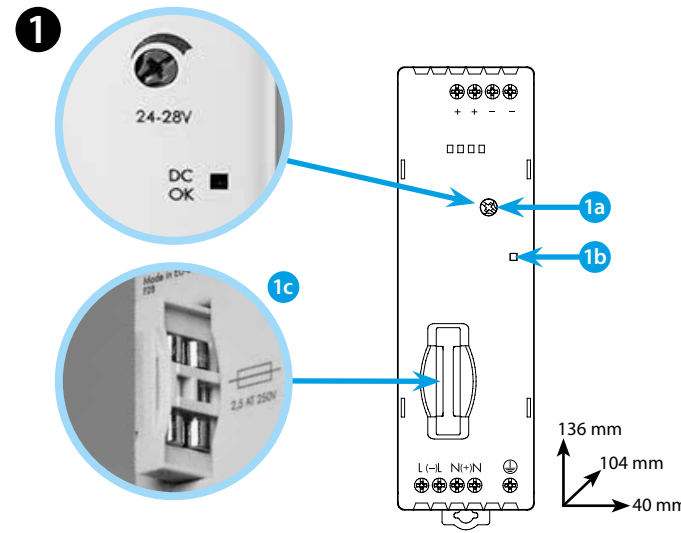


78.1B

IN	78.1B.1.230.2403 U_N (120...240)V AC (50/60 Hz) U_N 220 V DC $U_{min} - U_{max}$ 100 - 265 V AC (50/60 Hz) $U_{min} - U_{max}$ 140 - 275 V DC $P_{(stand-by)} < 1$ W
OUT	- 5 A (max 10 A - 5 ms) 24 V DC, 120 W [IN 230 V AC, (-20...+40)°C] - 4.5 A (max 10 A - 5 ms), 24 V DC, 110 W [IN (100...275)V, 40°C]
	(-20...+70)°C
IP20	



78	U_N	LED
OK	✓	
Sh	✓	15s. OFF
ThL	✓	OFF



UL US LISTED
IND. CONT. EQ.
E361251

Input 115 V AC 50/60 Hz / 1.65 A
Output 24 V DC, 4 A / 96 W
Input 230 V AC 50/60 Hz / 1.1 A
Output 24 V DC, 4.5 A / 108 W

- Open Type Equipment - Pollution Degree-2 Installation Environment
- Maximum Surrounding Air Temperature 40°C
- Use 60°C / 75°C copper (CU) conductor and wire ranges No. 14-18 AWG, stranded or solid
- The terminal tightening torque of 0.5 Nm

A readily accessible disconnect device shall be incorporated in the building installation wiring:

- Circuit breaker 6 A Z-curve
- Input fuse 3.15 A - T - F1
- Equipment intended for installation in restricted access location

NEDERLANDS

78.1B SCHAKELENDE VOEDINGEN

- 1 AFMETINGEN / FRONTAANZICHT**
 1a Nominale uitgangsspanning 24 V DC instelbaar tussen 24 en 28 V DC
 1b Groene LED: indicatie van de uitgangstatus
 1c Beveiliging van de ingangsspanning met zekering (plus reservezekering)

2 AANSLUITSCHEMA

3 LED INDICATIE EN FUNCTIE

- U_N AC/DC voeding
- Sh Kortsluiting
- ThL Max. toegestane bedrijfstemperatuur
- Led (1b) LED Groen

4 AANSLUITVOORBELDEN

- 4a Serieschakeling - als symmetrische voeding
 4b Automatische redundantie ($I \leq 2 \times I_N$)
 * MBR 4060PT (TO247)
 4c Serieschakeling - voor een hogere uitgangsspanning

OPMERKINGEN

- Rendement: 93% bij 230 V AC
- Automatische kortsluitbeveiliging