



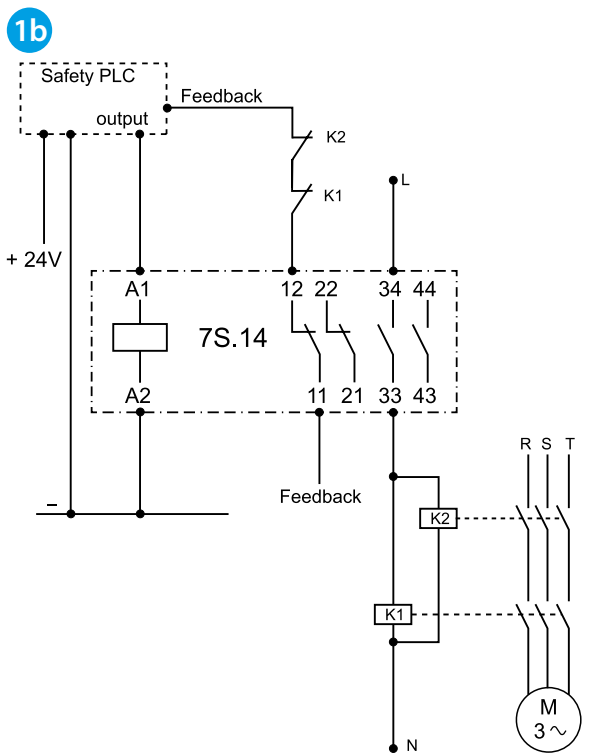
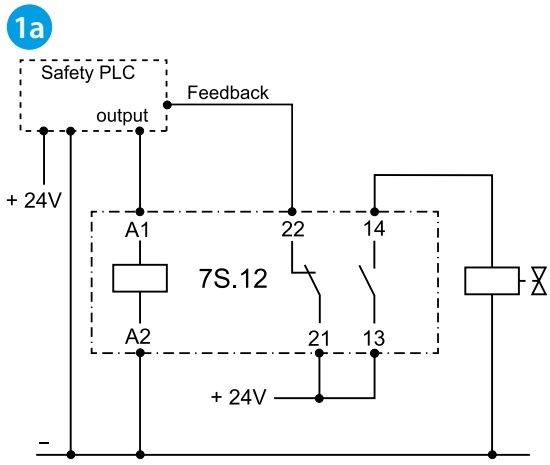
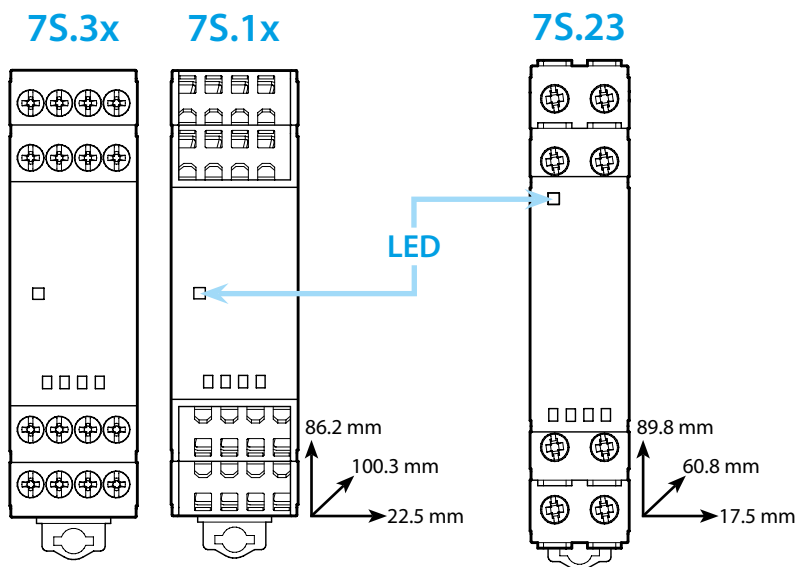
7S.xx

7S.23



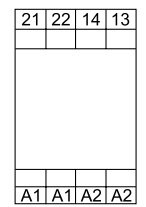
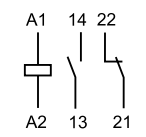
	<b>7S.xx.8.xxx.xxx0</b> 230 U <sub>min</sub> - U <sub>max</sub> (195...264)V AC 120 U <sub>min</sub> - U <sub>max</sub> (93.5...137.5)V AC	<b>7S.xx.9.xxx.xxx0</b> 012 U <sub>min</sub> - U <sub>max</sub> (9.6...14.4)V DC 024 U <sub>min</sub> - U <sub>max</sub> (16.8...30)V DC 110 U <sub>min</sub> - U <sub>max</sub> (77...137.5)V DC	<b>7S.23.9.xxx.0210</b> 012 U <sub>min</sub> - U <sub>max</sub> (9.6...14.4)V DC 024 U <sub>min</sub> - U <sub>max</sub> (19.2...28.8)V DC 048 U <sub>min</sub> - U <sub>max</sub> (38.4...57.6)V DC 110 U <sub>min</sub> - U <sub>max</sub> (88...132)V DC
	P 2.3 VA (50 Hz) / 1 W		
	6 A 250 V AC	10 A 250 V AC	
	AC1 1500 VA AC15 (230V) 700 VA DC1 (30/110/220V) (6/0.6/0.2) A [7S.x2] (6/0.9/0.3) A DC13 (24V) 1 A [7S.x2] 3 A [7S.x4] 5 A [7S.x6]	AC1 2500 VA AC15 (230V) 500 VA DC1 (30/110/220V) (6/0.6/0.2)A DC13 (24V) 1 A	
	(-40...+70)°C		
IP20			

EN 61810-3 TYPE A

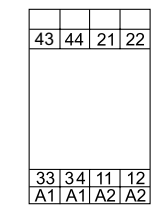
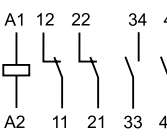


	1x6 / 2x2.5 mm <sup>2</sup> 1x10 / 2x14 AWG	1x4 / 2x2.5 mm <sup>2</sup> 1x12 / 2x14 AWG
	1x1.5 mm <sup>2</sup> 1x14 AWG	1x1.5 mm <sup>2</sup> 1x16 AWG

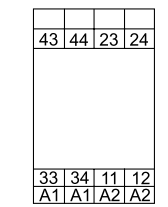
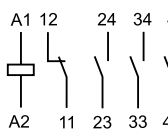
**7SX2...5110**



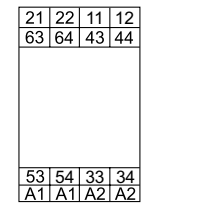
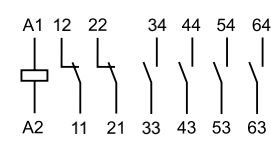
**7Sx4...4220**



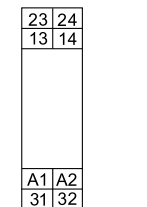
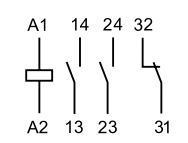
**7Sx4...4310**



**7Sx6...5420**



**7S23**



**ΕΛΛΗΝΙΚΑ**

7S  
Ρελέ ασφαλείας

- 1a Άμεση μεταγωγή φορτίου και διάγνωση επαφών - κοινή παροχή
- 1b Έμμεση μεταγωγή φορτίου και διάγνωση επαφών - διαφορετική παροχή φορτίου

