

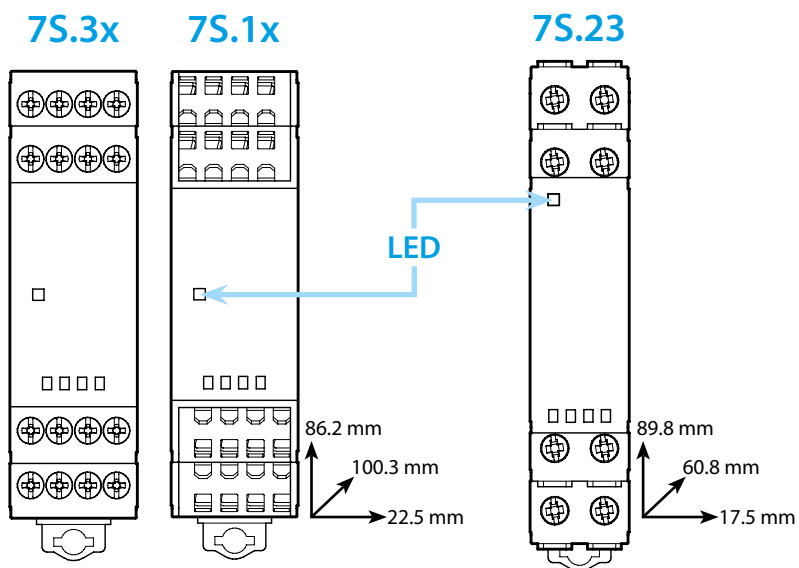
7S.xx

7S.23

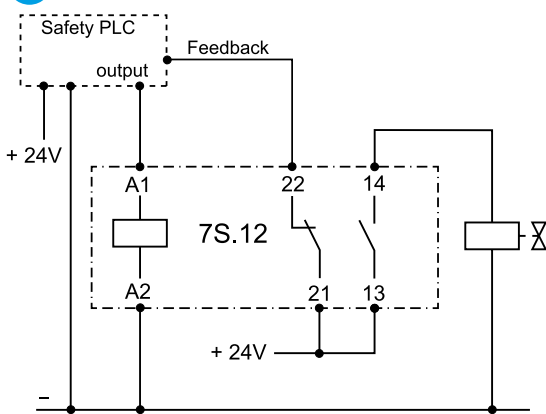


	<b>7S.xx.8.xxx.xxx0</b> 230 U <sub>min</sub> - U <sub>max</sub> (195...264)V AC 120 U <sub>min</sub> - U <sub>max</sub> (93.5...137.5)V AC	<b>7S.xx.9.xxx.xxx0</b> 012 U <sub>min</sub> - U <sub>max</sub> (9.6...14.4)V DC 024 U <sub>min</sub> - U <sub>max</sub> (16.8...30)V DC 110 U <sub>min</sub> - U <sub>max</sub> (77...137.5)V DC	<b>7S.23.9.xxx.0210</b> 012 U <sub>min</sub> - U <sub>max</sub> (9.6...14.4)V DC 024 U <sub>min</sub> - U <sub>max</sub> (19.2...28.8)V DC 048 U <sub>min</sub> - U <sub>max</sub> (38.4...57.6)V DC 110 U <sub>min</sub> - U <sub>max</sub> (88...132)V DC
	P 2.3 VA (50 Hz) / 1 W		
6 A 250 V AC		10 A 250 V AC	
AC1 1500 VA AC15 (230V) 700 VA DC1 (30/110/220V) (6/0.6/0.2) A [7S.x2] DC13 (24V) 1 A [7S.x2] 3 A [7S.x4] 5 A [7S.x6]		AC1 2500 VA AC15 (230 V) 500 VA DC1 (30/110/220V) (6/0.6/0.2)A DC13 (24 V) 1 A	
(-40...+70)°C			
IP20			



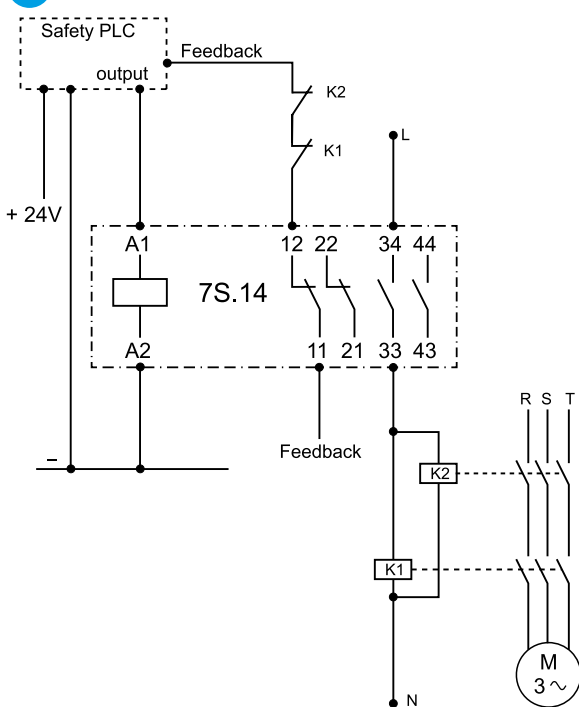
EN 61810-3 TYPE A



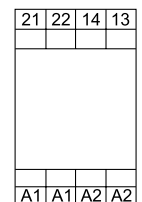
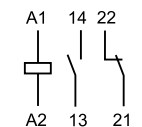
1a



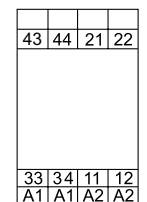
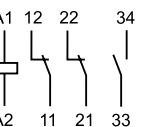
1b



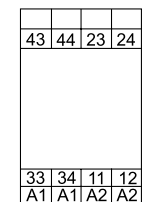
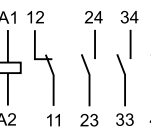
7SX2...5110



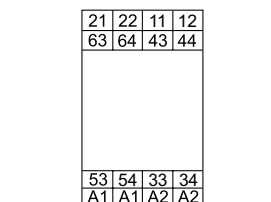
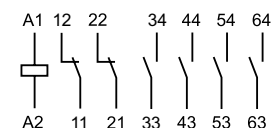
7Sx4...4220



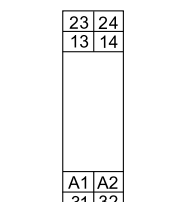
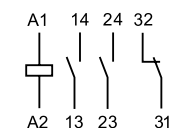
7Sx4...4310



7Sx6...5420



7S23



	9mm	9mm
	1x6 / 2x2.5 mm <sup>2</sup> 1x10 / 2x14 AWG	1x4 / 2x2.5 mm <sup>2</sup> 1x12 / 2x14 AWG
	1x1.5 mm <sup>2</sup> 1x14 AWG	1x1.5 mm <sup>2</sup> 1x16 AWG

# FRANCAIS

7S  
Relais modulaires à contacts guidés liés mécaniquement

- 1a Commutation directe de la charge et contact de diagnostic - alimentation commune
- 1b Commutation indirecte de la charge et contact de diagnostic - tensions différentes

