



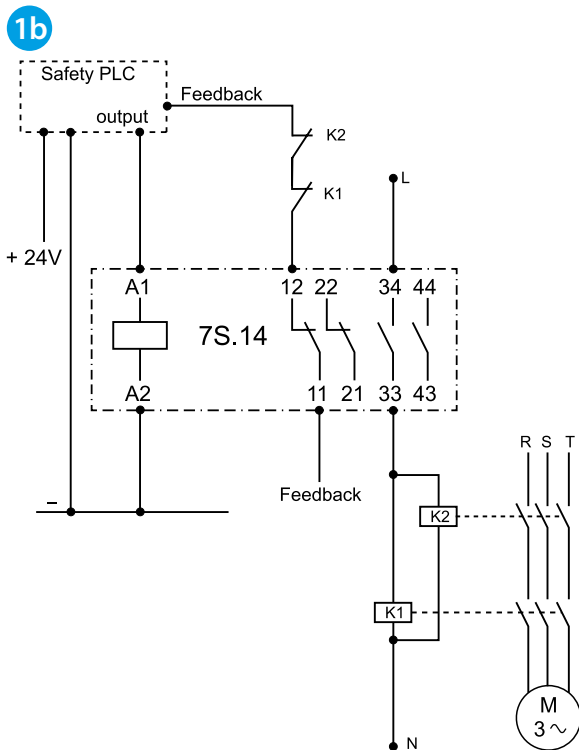
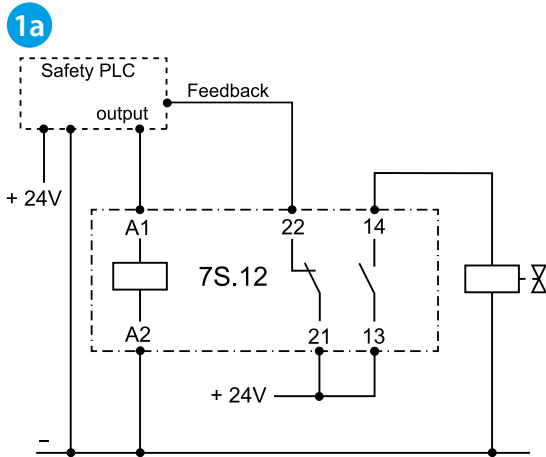
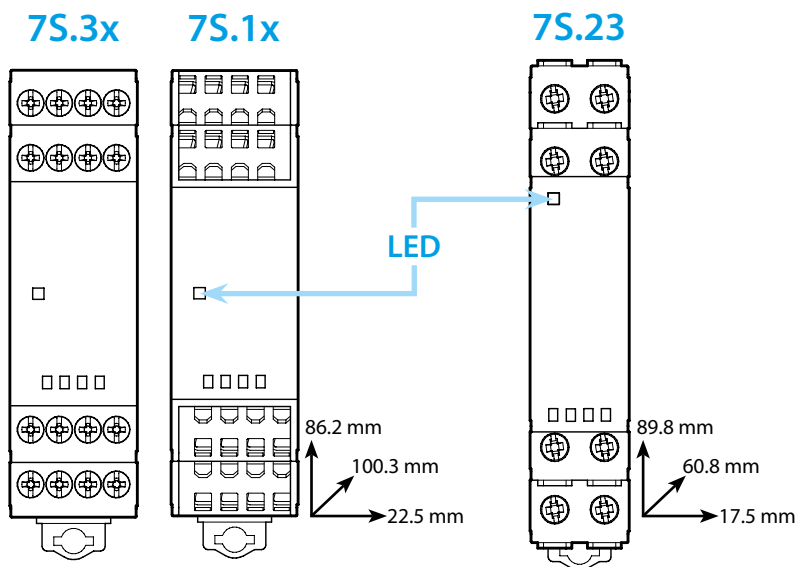
7S.xx

7S.23



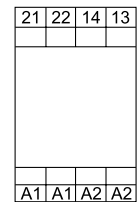
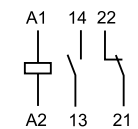
	7S.xx.8.xxx.xxx0 230 U _{min} - U _{max} (195...264)V AC 120 U _{min} - U _{max} (93.5...137.5)V AC	7S.xx.9.xxx.xxx0 012 U _{min} - U _{max} (9.6...14.4)V DC 024 U _{min} - U _{max} (16.8...30)V DC 110 U _{min} - U _{max} (77...137.5)V DC	7S.23.9.xxx.0210 012 U _{min} - U _{max} (9.6...14.4)V DC 024 U _{min} - U _{max} (19.2...28.8)V DC 048 U _{min} - U _{max} (38.4...57.6)V DC 110 U _{min} - U _{max} (88...132)V DC
	P 2.3 VA (50 Hz) / 1 W		
6 A 250 V AC	10 A 250 V AC		
AC1 1500 VA AC15 (230V) 700 VA DC1 (30/110/220V) (6/0.6/0.2) A [7S.x2]	DC13 (24V) 1 A [7S.x2] 3 A [7S.x4] 5 A [7S.x6]	AC1 2500 VA AC15 (230V) 500 VA DC1 (30/110/220V) (6/0.6/0.2)A	DC13 (24V) 1 A
(-40...+70)°C			
IP20			

EN 61810-3 TYPE A

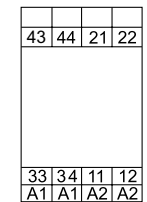
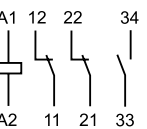


	9mm	9mm
	1x6 / 2x2.5 mm ² 1x10 / 2x14 AWG	1x4 / 2x2.5 mm ² 1x12 / 2x14 AWG
	1x1.5 mm ² 1x14 AWG	1x1.5 mm ² 1x16 AWG

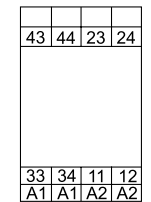
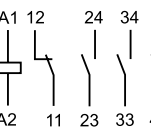
7SX2...5110



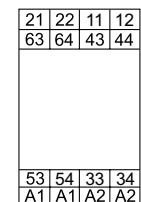
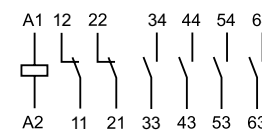
7Sx4...4220



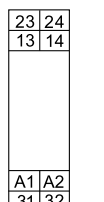
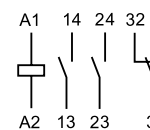
7Sx4...4310



7Sx6...5420



7S23



ROMÂNĂ

7S
Relay module with forcibly guided contacts

- 1a Direct load switching & contact diagnostics-common supply
- 1b Indirect load switching & contact diagnostics-different load supply

