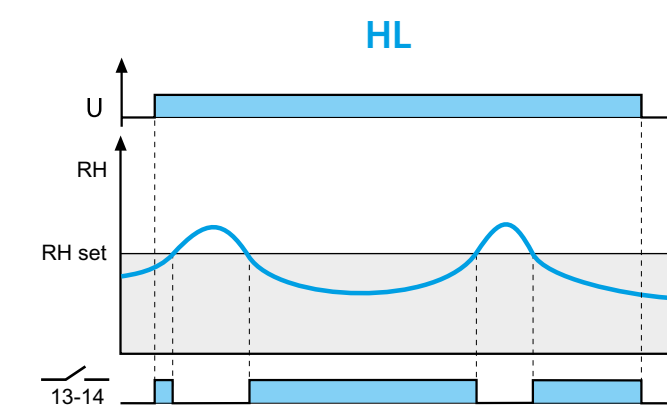
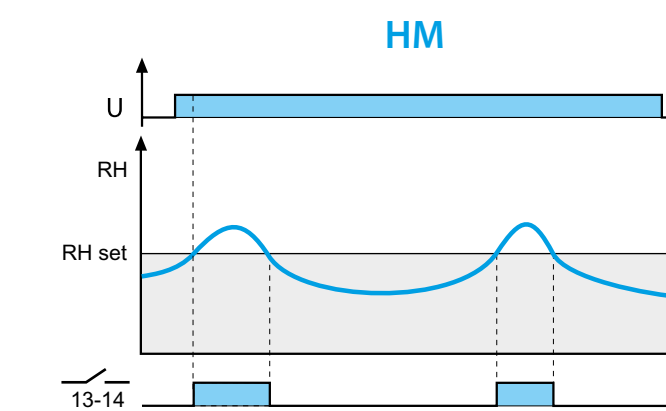
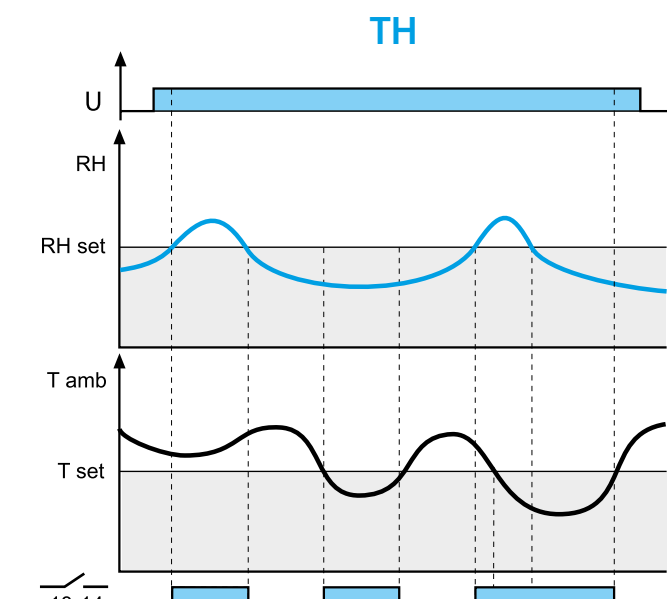
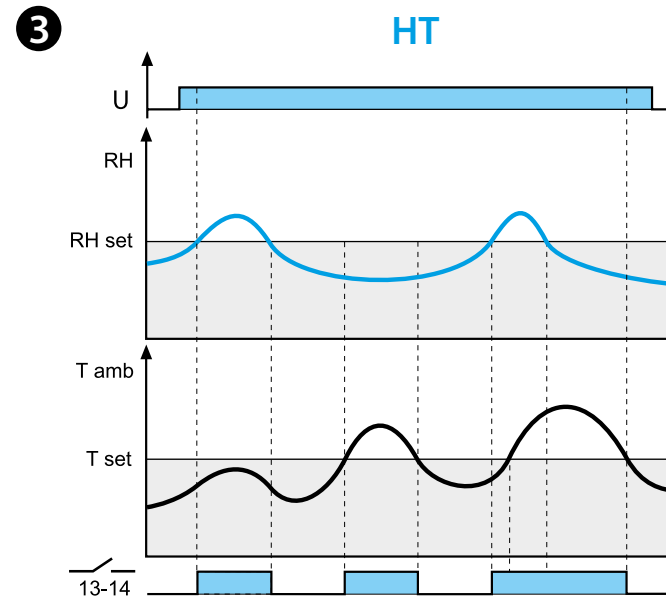

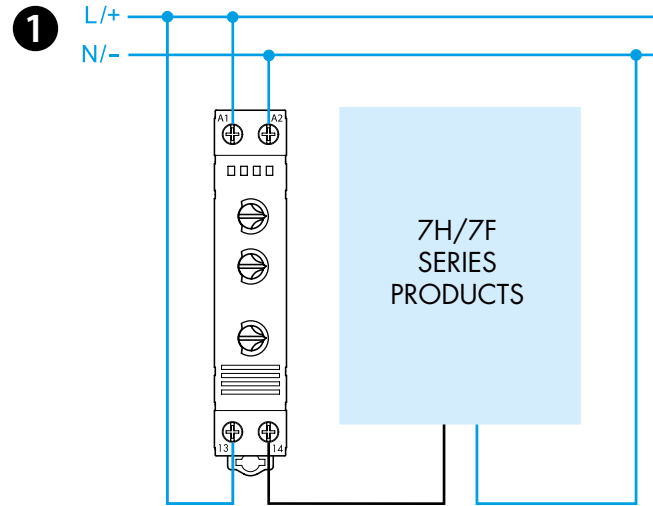
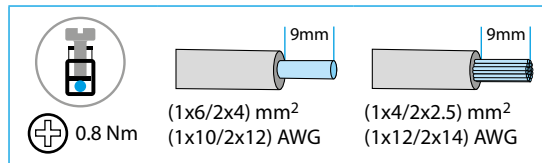
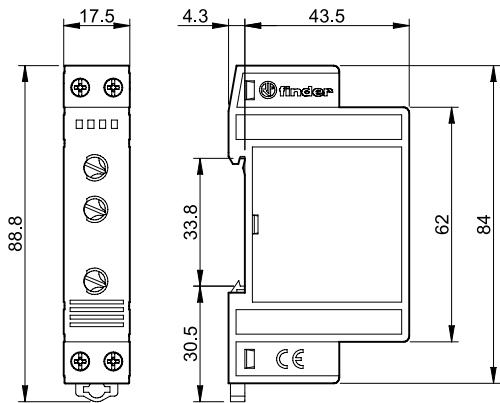




7T.51

	7T.51.0.230.4360 U_N 110...240 V AC (50/60 Hz)/DC U_{min} 88 V AC/DC U_{max} 264 V AC/DC P 1.8 VA (50 Hz)/0.44 W
	1 NO (SPST-NO) 10 A 250 V AC AC1 2500 VA AC15 (230 V AC) 250 VA DC1: 30/110/220 V (1/0.3/0.15) A (M) 1.1 kW
	(-20...+60)°C
IP20	



ENGLISH

7T.51.0.230.4360 THERMO HYGROSTAT

1 WIRING DIAGRAM

2 FRONT VIEW

- 2a** Temperature T(°C)
 - Adjustable temperature control range + 10...+ 60°C
 - Intervention hysteresis (temperature) ±3°C

- 2b** Humidity RH(%)
 - Adjustable humidity control range 50...90%
 - Intervention hysteresis (humidity) ±5%
 - Operation with humidity up to 90%

2c Functions: HT - TH - HM - HL

NOTE

2c LED: ON when the contact 13-14 is closed

3 FUNCTIONS

HT RH > RHset or Tamb > Tset
 The contact (13-14) closes if the ambient humidity (RH) is greater than the set humidity (RHset) or if the ambient temperature (Tamb) is greater than the set temperature (Tset)

TH RH > RHset or Tamb < Tset
 The contact (13-14) closes if the ambient humidity (RH) is higher than the set humidity (RHset) or if the ambient temperature (Tamb) is less than the set value (Tset)

HM RH > RHset
 The contact (13-14) closes if the ambient humidity (RH) is higher than the set humidity (RHset)

HL RH < RHset
 The contact (13-14) closes if the room humidity (RH) is less than the set humidity (RHset)