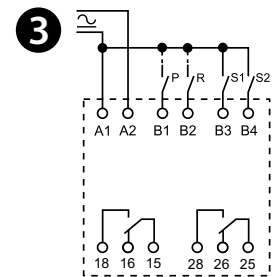
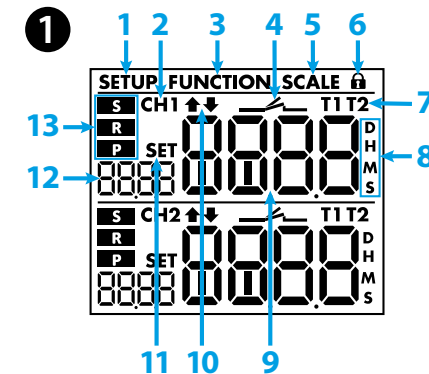


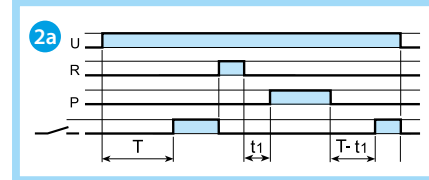
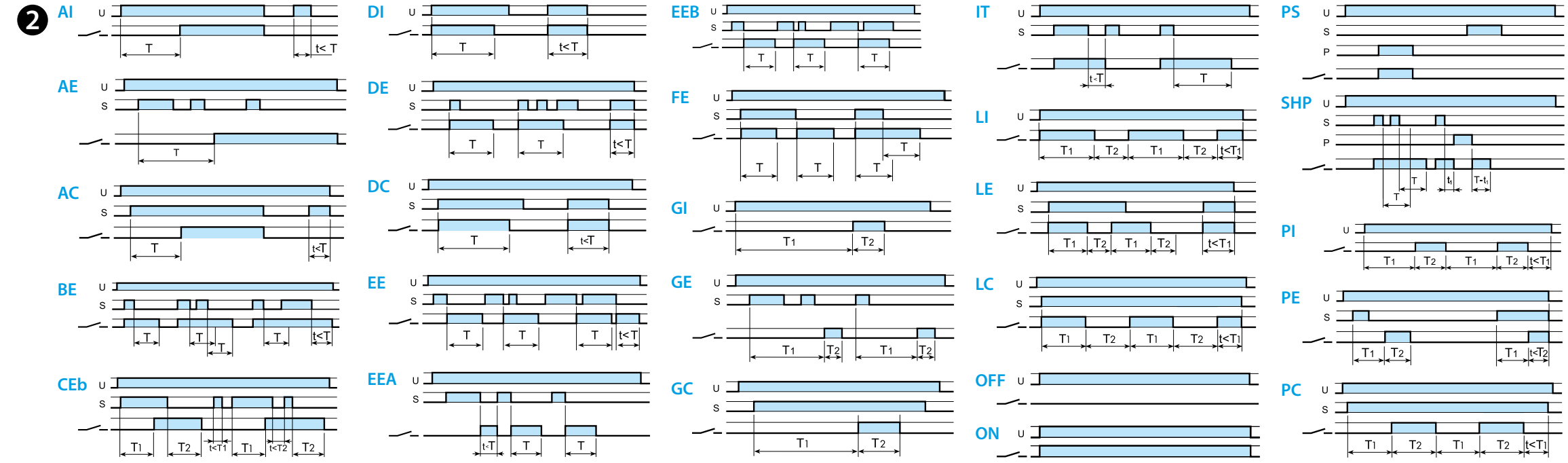
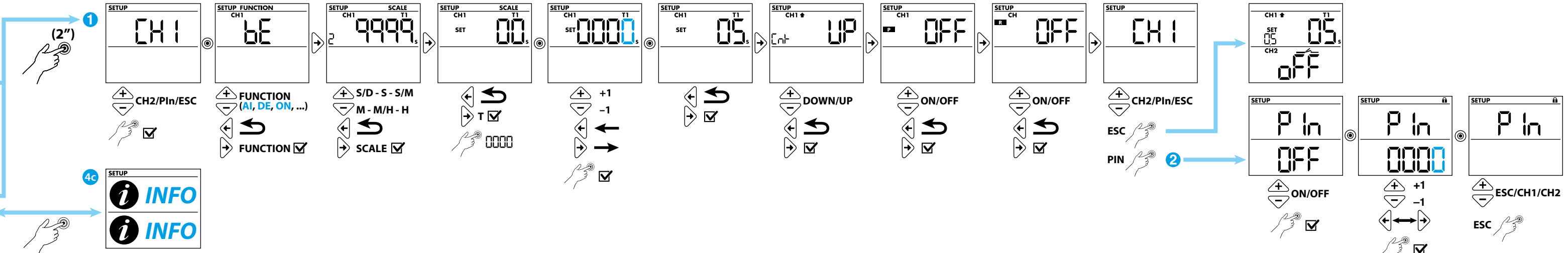
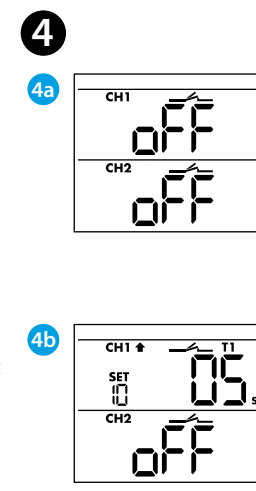


84.02

84.02.0.xxx.0000 U _N 024 (12...24) V AC (50/60 Hz) / DC U _{min} 10 V AC/DC U _{max} 30 V AC/DC P 2.2 VA / 1.2 W	
U _N 230 (110...240) V AC (50 / 60 Hz) / DC U _{min} 90 V AC/DC U _{max} 264 V AC/DC P 4.6 VA / 1.6 W	
1CO (SPDT) + 1CO (SPDT) 16 A 250 V AC	
AC1	4000 VA
AC15 (230 V AC)	1000 VA
(M) (230 V AC)	0.55 kW
DC1 (30/110/220) V	(16/0.3/0.12) A
(-20...+50)°C	
IP20	



- UL US**
- Open type Device
 - Pollution degree 2 Installation Environment
 - Maximum Surrounding Air Temperature 50°C
 - Use 60/75°C copper (Cu) wire only
 - AWG Range: 18-14 Stranded or Solid
 - Field wiring terminal tightening torque 4.4 lb.in. (0.5 Nm)
 - Suitable when protected by: Listed fuse Class CC or Class G rated maximum 10 A or Listed circuit breaker rated maximum 10 A



ENGLISH

84.02 MULTIFUNCTIONS / SMARTIMER WITH NFC (2 INDEPENDENT CHANNELS)

- DISPLAY INDICATORS**
 - 1 SETUP process
 - 2 CH1: channel 1 (15 - 16 - 18) - CH2: channel 2 (25 - 26 - 28)
 - 3 Setup FUNCTION
 - 4 Output contact status (ON/OFF)
 - 5 Setup time SCALE
 - 6 Setup PIN
 - 7 T1: Time 1 - T2: Time 2
 - 8 Units of time: D: 0.1 seconds - S: seconds - M: minute - H: hour
 - 9 **Program data entry display:** Channel, Function, Scale, Time setting(s), UP / DOWN mode, Pause & Reset ON/OFF, PIN data
 - 10 **Normal running display:** - Timing in progress and setup review
 - 11 UP/DOWN
 - 12 SET
 - 13 Display of Set-time, Cnt (Count)
 - 13 Start(S) - Reset(R) - Pause(P): Inputs active
 - FUNCTIONS**

U: Supply (A1 - A2) / S: External start (B3 - B4) / P: Pause (B1) / R: Reset (B2) / 2a Examples Pause - Reset (AI)
 - WIRING DIAGRAM**

A1-A2: Power supply
 B1: Pause
 B2: Reset
 B3: Channel 1 external start (15-16-18)
 B4: Channel 2 external start (25-26-28)
 15 - 16 - 18: Channel 1 (volt - free)
 25 - 26 - 28: Channel 2 (volt - free)
 - PROGRAMMING**
 - 1 Programming example: Channel 1 - BE function - Unit of time; seconds - Set-time 0.5 sec - Timing UP - Pause disabled (OFF) - Reset disabled (OFF) - 2 with PIN set
 - 4a Screen - no program set
 - 4b Screen - with program(s) set (examples)
 - 4c 1
- OTHER DATA**
 Minimum control impulse time: 40 ms
 Recovery time: 500 ms (following supply-off)
 40 ms (following Pause, Reset or Start off command)

