

GUIDE DE CHOIX

Relais temporisés

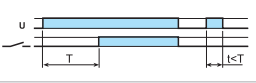
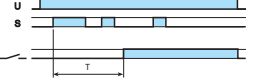
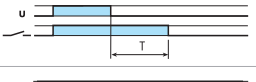
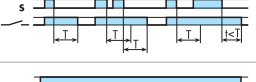
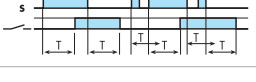

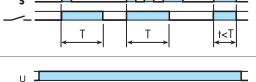
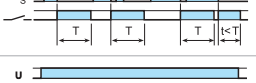
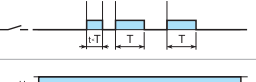

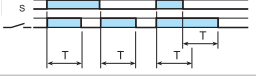
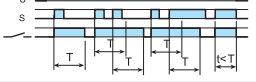
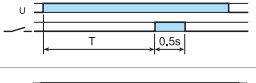
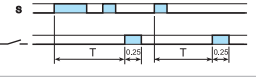
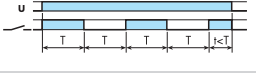
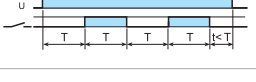
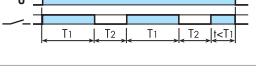
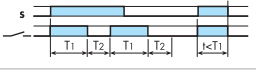
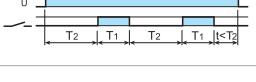

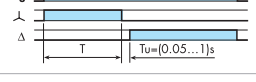
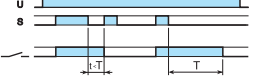


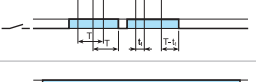
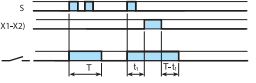
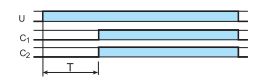
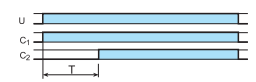
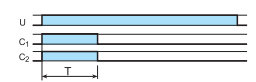


finder[®]
SWITCH TO THE FUTURE





FONCTIONS

		SÉRIE 80	SÉRIE 81	SÉRIE 83	SÉRIE 85	SÉRIE 86	SÉRIE 88	SÉRIE 93
AI		80.01 80.11 80.71	81.01	83.01 83.02 83.11	85.02 85.03 85.04	86.00 86.30	88.02	93.21 93.68 93.69
AE				83.52				
BI		80.61		83.62				
BE		80.01 80.41 80.71	81.01	83.01 83.02 83.41		86.00	88.02	93.68 93.69
CE		80.01 80.71		83.01 83.02		86.00	88.02	93.68 93.69
DI		80.01 80.21 80.71	81.01	83.01 83.02 83.21	85.02 85.03 85.04	86.00 86.30	88.02	93.21 93.68 93.69
DE		80.01 80.71	81.01	83.01 83.02		86.00	88.02	93.68 93.69
EE						86.00		93.68 93.69
EEa				83.52				
EEb			81.01					
FE				83.52		86.00		
WD				83.01 83.02				
GI				83.01 83.02	85.02 85.03 85.04		88.02 88.12	93.21 93.68 93.69
GE				83.52				
SW		80.01 80.71	81.01	83.01 83.02	85.02 85.03 85.04	86.00	88.02 88.12	93.21 93.68 93.69
SP			81.01					
LI		80.91		83.91			88.92.0001	
LE		80.91		83.91				
PI				83.91			88.92.0000	
PE				83.91				
SD		80.82		83.82				
IT				83.52				
SHp				83.52				
BEp				83.52				
DEp				83.52				
AI a							88.12	
AI b							88.12	
DI a							88.12	
DI b							88.12	

COMPATIBILITE TIMER-SUPPORTS




TEMPORISATIONS SERIE 85

COMPATIBILITE avec tous les supports de la Série 94



TEMPORISATIONS SERIE 88

COMPATIBILITE avec tous les supports de la Série 90



TEMPORISATIONS SERIE 86

TYPE 86.00


COMPATIBILITE avec les types de supports ci-dessous:

90.02, 90.03
92.03
96.04

TYPE 86.30

COMPATIBILITE avec les types de supports ci-dessous

90.02, 90.03
92.03
96.02, 96.04
94.02, 94.03, 94.04, 94.54, 94.P3, 94.P4
97.01, 97.02, 97.51, 97.52, 97.P1, 97.P2
95.03, 95.05, 95.55, 95.P3, 95.P5



SUPPORTS TEMPORISES SERIE 93

Le support temporisé 93.21

compose l'interface

38.21 (SSR/EMR) avec bornes à vis

Le support temporisé 93.68

compose les interfaces ci-dessous:

39.81 (EMR) avec bornes à vis
39.80 (SSR) avec bornes à vis

Le support temporisé 93.69

compose les interfaces ci-dessous:

39.91 (EMR) avec bornes Push-in
39.90 (SSR) avec bornes Push-in